

INTERNATIONAL STANDARD

IEC
62329-1

First edition
2005-11

Heat shrinkable moulded shapes –

Part 1: Definitions and general requirements



Reference number
IEC 62329-1:2005(E)

Publication numbering

As from 1 January 1997 all IEC publications are issued with a designation in the 60000 series. For example, IEC 34-1 is now referred to as IEC 60034-1.

Consolidated editions

The IEC is now publishing consolidated versions of its publications. For example, edition numbers 1.0, 1.1 and 1.2 refer, respectively, to the base publication, the base publication incorporating amendment 1 and the base publication incorporating amendments 1 and 2.

Further information on IEC publications

The technical content of IEC publications is kept under constant review by the IEC, thus ensuring that the content reflects current technology. Information relating to this publication, including its validity, is available in the IEC Catalogue of publications (see below) in addition to new editions, amendments and corrigenda. Information on the subjects under consideration and work in progress undertaken by the technical committee which has prepared this publication, as well as the list of publications issued, is also available from the following:

- **IEC Web Site** (www.iec.ch)

- **Catalogue of IEC publications**

The on-line catalogue on the IEC web site (www.iec.ch/searchpub) enables you to search by a variety of criteria including text searches, technical committees and date of publication. On-line information is also available on recently issued publications, withdrawn and replaced publications, as well as corrigenda.

- **IEC Just Published**

This summary of recently issued publications (www.iec.ch/online_news/justpub) is also available by email. Please contact the Customer Service Centre (see below) for further information.

- **Customer Service Centre**

If you have any questions regarding this publication or need further assistance, please contact the Customer Service Centre:

Email: custserv@iec.ch
Tel: +41 22 919 02 11
Fax: +41 22 919 03 00

INTERNATIONAL STANDARD

IEC 62329-1

First edition
2005-11

Heat shrinkable moulded shapes –

Part 1: Definitions and general requirements

© IEC 2005 — Copyright - all rights reserved

No part of this publication may be reproduced or utilized in any form or by any means, electronic or mechanical, including photocopying and microfilm, without permission in writing from the publisher.

International Electrotechnical Commission, 3, rue de Varembe, PO Box 131, CH-1211 Geneva 20, Switzerland
Telephone: +41 22 919 02 11 Telefax: +41 22 919 03 00 E-mail: inmail@iec.ch Web: www.iec.ch



Commission Electrotechnique Internationale
International Electrotechnical Commission
Международная Электротехническая Комиссия

PRICE CODE

J

For price, see current catalogue

INTERNATIONAL ELECTROTECHNICAL COMMISSION

HEAT SHRINKABLE MOULDED SHAPES –

Part 1: Definitions and general requirements

FOREWORD

- 1) The International Electrotechnical Commission (IEC) is a worldwide organization for standardization comprising all national electrotechnical committees (IEC National Committees). The object of IEC is to promote international co-operation on all questions concerning standardization in the electrical and electronic fields. To this end and in addition to other activities, IEC publishes International Standards, Technical Specifications, Technical Reports, Publicly Available Specifications (PAS) and Guides (hereafter referred to as "IEC Publication(s)"). Their preparation is entrusted to technical committees; any IEC National Committee interested in the subject dealt with may participate in this preparatory work. International, governmental and non-governmental organizations liaising with the IEC also participate in this preparation. IEC collaborates closely with the International Organization for Standardization (ISO) in accordance with conditions determined by agreement between the two organizations.
- 2) The formal decisions or agreements of IEC on technical matters express, as nearly as possible, an international consensus of opinion on the relevant subjects since each technical committee has representation from all interested IEC National Committees.
- 3) IEC Publications have the form of recommendations for international use and are accepted by IEC National Committees in that sense. While all reasonable efforts are made to ensure that the technical content of IEC Publications is accurate, IEC cannot be held responsible for the way in which they are used or for any misinterpretation by any end user.
- 4) In order to promote international uniformity, IEC National Committees undertake to apply IEC Publications transparently to the maximum extent possible in their national and regional publications. Any divergence between any IEC Publication and the corresponding national or regional publication shall be clearly indicated in the latter.
- 5) IEC provides no marking procedure to indicate its approval and cannot be rendered responsible for any equipment declared to be in conformity with an IEC Publication.
- 6) All users should ensure that they have the latest edition of this publication.
- 7) No liability shall attach to IEC or its directors, employees, servants or agents including individual experts and members of its technical committees and IEC National Committees for any personal injury, property damage or other damage of any nature whatsoever, whether direct or indirect, or for costs (including legal fees) and expenses arising out of the publication, use of, or reliance upon, this IEC Publication or any other IEC Publications.
- 8) Attention is drawn to the Normative references cited in this publication. Use of the referenced publications is indispensable for the correct application of this publication.
- 9) Attention is drawn to the possibility that some of the elements of this IEC Publication may be the subject of patent rights. IEC shall not be held responsible for identifying any or all such patent rights.

This International Standard has been prepared by IEC technical committee 15: Standards on specifications for electrical insulating materials.

The text of this standard is based on the following documents:

FDIS	Report on voting
15/233/FDIS	15/262/RVD

Full information on the voting for the approval of this standard can be found in the report on voting indicated in the above table.

The committee has decided that the contents of this publication will remain unchanged until the maintenance result date indicated on the IEC web site under "<http://webstore.iec.ch>" in the data related to the specific publication. At this date, the publication will be

- reconfirmed;
- withdrawn;
- replaced by a revised edition, or
- amended.

A bilingual version of this publication may be issued at a later date.

INTRODUCTION

This standard is one of a series which deals with heat shrinkable moulded shapes for electrical insulation purposes. The series will consist of three parts:

- Part 1: Definitions and general requirements
- Part 2: Methods of test
- Part 3: Specification requirements for shape dimensions, material requirements and compatibility performance

HEAT SHRINKABLE MOULDED SHAPES –

Part 1: Definitions and general requirements

1 Scope

This standard is applicable to heat shrinkable moulded shapes in a range of configurations and materials suitable for insulation, environmental sealing, mechanical protection and strain relief for connector/cable terminations and multi-way transitions. It specifies the design and dimensions, test methods, material requirements and compatibility performance. The most commonly available shapes are as shown in Annex A.

Materials which conform to this specification meet established levels of performance. However, the selection of a material by a user for a specific application should be based on the actual requirements necessary for adequate performance in that application and not based on this specification alone.

2 Normative references

The following referenced documents are indispensable for the application of this document. For dated references, only the edition cited applies. For undated references, the latest edition of the referenced document (including any amendments) applies.

IEC 60050(212):1990, *International Electrotechnical Vocabulary – Chapter 212: Insulating solids, liquids and gases*

IEC 62329-2: *Heat shrinkable moulded shapes – Part 2: Methods of test*¹

3 Terms and definitions

For the purposes of this document, the terms and definitions of the International Electrotechnical Vocabulary IEC 60050-212, Section 1 (Terms relating to electrical properties), apply as well as the following:

3.1

central value

the middle result of an odd number of measurements or the mean of the two middle results of an even number of measurements when arranged in order of magnitude

3.2

consignment

all shapes of one size, type, grade and colour submitted for delivery at the same time

¹ To be published

4 Specimens

4.1 Moulded shape material specimens

Unless otherwise specified, specimens shall be cut from standard test sheets ($2 \pm 0,15$) mm thick, prepared from the same heat shrinkable material as is used to manufacture the heat shrinkable moulded shapes. The dimensions of the sheet shall be sufficient to enable any of the relevant tests in Part 3 to be performed.

NOTE A suitable size has been found to be 150 mm x 150 mm.

4.2 Moulded shape compatibility specimens

Specimens for test of compatibility shall consist of a moulded shape, cable sheathed with heat shrink sleeves and metal adaptor. Also, adhesives when supplied as a separate component. The specimen configuration and sizes shall be as specified in Part 2.

5 Classification

Moulded shapes are classified by style configuration as shown in Annex A.

6 Ordering

When ordering heat shrinkable moulded shapes, purchasers shall include the description as detailed under designation given in the Part 3 sheets.

7 Dimensions

Preferred types and sizes are given in Part 3 but may be subject to agreement between purchaser and supplier.

8 Colour

The standard colour is black.

Non standard colours may be subject to agreement between customer and supplier.

9 Finish

The heat shrinkable moulded shapes shall be uniform in appearance, and free from internal and external irregularities.

There shall be no defects capable of affecting the characteristics specified in Part 3.

10 Packaging

Heat shrinkable moulded shapes shall be supplied in a way which ensures adequate protection during transport, handling and storage.

11 Labelling

Each unit pack shall have the designation information clearly and indelibly marked on it as given in the IEC 62329-3 sheets and the following information unless otherwise agreed between purchaser and supplier.

- a) Manufacturers or suppliers name or identification mark
- b) Batch number
- c) Use by date
- d) Quantity

12 Qualification approval requirements

12.1 When agreed between purchaser and supplier, the supplier shall provide third party certification by an approved National or International Approval Agency.

12.2 Where agreed between the purchaser and supplier, the supplier shall provide details of material composition, agreed techniques and evidence to the satisfaction of the approving Authority that the heat shrinkable moulded shapes supplied conform to all the requirements listed in the Part 3 sheets.

No changes shall be made to the declared composition and agreed techniques used in the production of the heat shrinkable moulded shapes without the prior written agreement of the Certification Approval Agency.

Following such changes the Certification Approval Agency may require a repetition of the Qualification testing.

Certification is valid for a period of 5 years unless otherwise agreed, after which time the supplier shall apply for re-approval for conformance to the Part 3 sheet.

12.3 Qualification tests shall be performed on the size given in the Part 3 sheets.

12.4 In the event of a failure of the material or moulded shapes to conform to the requirements of a test, the consignment shall be resampled and the test repeated using two further sets of test specimens, Both sets shall conform to the appropriate test requirements; otherwise the heat shrinkable moulded shapes shall be deemed not to conform to the Part 3 sheet.









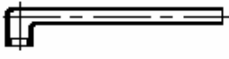












12.5 In the absence of third party approval the supplier may be required to supply a test report demonstrating conformance to relevant Part 3 sheets.

13 Consignment tests

The supplier is responsible for ensuring that all heat shrinkable moulded shapes in one consignment are consistent with the requirements given in the Part 3 sheets. If required by the supplier, the tests to be applied to each consignment shall be agreed with the supplier, and, where a third party approval is required, the supplier shall agree these tests with the approval authority.

Annex A (informative)

Heat shrinkable moulded shapes (typical configuration after recovery)

<p style="text-align: center;">Style "A"</p>  <p>(Lipped straight boot) (with short body)</p>	<p style="text-align: center;">Style "B"</p>  <p>(Lipped straight boot) (with medium body)</p>	<p style="text-align: center;">Style "C"</p>  <p>(Lipped straight boot) (with long body)</p>
<p style="text-align: center;">Style "D"</p>  <p>(Non-lipped straight boot)</p>	<p style="text-align: center;">Style "E"</p>  <p>(Lipped straight boot)</p>	<p style="text-align: center;">Style "F"</p>  <p>(Lipped right angled boot)</p>
<p style="text-align: center;">Style "G"</p>  <p>(Non-lipped right angled boot)</p>	<p style="text-align: center;">Style "H"</p>  <p>(Lipped right angled boot) (with long tail)</p>	<p style="text-align: center;">Style "I"</p>  <p>(Lipped right angled boot) (with longer tail)</p>
<p style="text-align: center;">Style "J"</p>  <p>(Lipped straight boot) (with longer tail)</p>	<p style="text-align: center;">Style "K"</p>  <p>(Non-lipped straight boot) (with long tail)</p>	<p style="text-align: center;">Style "L"</p>  <p>(Transition "T" junction)</p>
<p style="text-align: center;">Style "M"</p>  <p>(Transition 30°/45° junction)</p>	<p style="text-align: center;">Style "N"</p>  <p>(Transition "Y" junction 45°) (low profile)</p>	<p style="text-align: center;">Style "O"</p>  <p>(Lipped straight boot) (high ratio)</p>
<p style="text-align: center;">Style "P"</p>  <p>(Transition "Y" junction)</p>	<p style="text-align: center;">Style "R"</p>  <p>(Transition) (with 3 branched outlets)</p>	<p style="text-align: center;">Style "S"</p>  <p>(Transition) (with 4 branched outlets)</p>
<p style="text-align: center;">Style "T"</p>  <p>(Straight boot) (<i>"D"</i> sub-miniature)</p>	<p style="text-align: center;">Style "U"</p>  <p>(<i>"D"</i> sub-miniature boot, (right angle, longitudinal)</p>	<p style="text-align: center;">Style "V"</p>  <p>(<i>"D"</i> sub-miniature boot, (right angle, across width)</p>

Bibliography

IEC 62329-3, *Heat shrinkable moulded shapes – Part 3: Specification requirements for shape dimensions, material requirements and compatibility performance* ²

² In consideration



Standards Survey

The IEC would like to offer you the best quality standards possible. To make sure that we continue to meet your needs, your feedback is essential. Would you please take a minute to answer the questions overleaf and fax them to us at +41 22 919 03 00 or mail them to the address below. Thank you!

Customer Service Centre (CSC)

International Electrotechnical Commission

3, rue de Varembé
1211 Genève 20
Switzerland

or

Fax to: **IEC/CSC** at +41 22 919 03 00

Thank you for your contribution to the standards-making process.

A Prioritaire

Nicht frankieren
Ne pas affranchir



Non affrancare
No stamp required

RÉPONSE PAYÉE

SUISSE

Customer Service Centre (CSC)
International Electrotechnical Commission
3, rue de Varembé
1211 GENEVA 20
Switzerland



Q1 Please report on **ONE STANDARD** and **ONE STANDARD ONLY**. Enter the exact number of the standard: (e.g. 60601-1-1)

.....

Q2 Please tell us in what capacity(ies) you bought the standard (tick all that apply). I am the/a:

- purchasing agent
- librarian
- researcher
- design engineer
- safety engineer
- testing engineer
- marketing specialist
- other.....

Q3 I work for/in/as a: (tick all that apply)

- manufacturing
- consultant
- government
- test/certification facility
- public utility
- education
- military
- other.....

Q4 This standard will be used for: (tick all that apply)

- general reference
- product research
- product design/development
- specifications
- tenders
- quality assessment
- certification
- technical documentation
- thesis
- manufacturing
- other.....

Q5 This standard meets my needs: (tick one)

- not at all
- nearly
- fairly well
- exactly

Q6 If you ticked NOT AT ALL in Question 5 the reason is: (tick all that apply)

- standard is out of date
- standard is incomplete
- standard is too academic
- standard is too superficial
- title is misleading
- I made the wrong choice
- other

Q7 Please assess the standard in the following categories, using the numbers:

- (1) unacceptable,
- (2) below average,
- (3) average,
- (4) above average,
- (5) exceptional,
- (6) not applicable

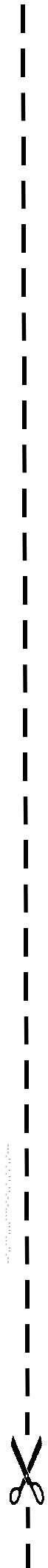
- timeliness.....
- quality of writing.....
- technical contents.....
- logic of arrangement of contents
- tables, charts, graphs, figures.....
- other

Q8 I read/use the: (tick one)

- French text only
- English text only
- both English and French texts

Q9 Please share any comment on any aspect of the IEC that you would like us to know:

.....



.....

ISBN 2-8318-8361-X



9 782831 883618

ICS 29.035.20

Typeset and printed by the IEC Central Office
GENEVA, SWITZERLAND