

INTERNATIONAL STANDARD

IEC 62375

First edition
2004-02

**Video systems (625/50 progressive) –
Video and accompanied data using
the vertical blanking interval –
Analogue interface**



Reference number
IEC 62375:2004(E)

Publication numbering

As from 1 January 1997 all IEC publications are issued with a designation in the 60000 series. For example, IEC 34-1 is now referred to as IEC 60034-1.

Consolidated editions

The IEC is now publishing consolidated versions of its publications. For example, edition numbers 1.0, 1.1 and 1.2 refer, respectively, to the base publication, the base publication incorporating amendment 1 and the base publication incorporating amendments 1 and 2.

Further information on IEC publications

The technical content of IEC publications is kept under constant review by the IEC, thus ensuring that the content reflects current technology. Information relating to this publication, including its validity, is available in the IEC Catalogue of publications (see below) in addition to new editions, amendments and corrigenda. Information on the subjects under consideration and work in progress undertaken by the technical committee which has prepared this publication, as well as the list of publications issued, is also available from the following:

- **IEC Web Site** (www.iec.ch)

- **Catalogue of IEC publications**

The on-line catalogue on the IEC web site (www.iec.ch/searchpub) enables you to search by a variety of criteria including text searches, technical committees and date of publication. On-line information is also available on recently issued publications, withdrawn and replaced publications, as well as corrigenda.

- **IEC Just Published**

This summary of recently issued publications (www.iec.ch/online_news/justpub) is also available by email. Please contact the Customer Service Centre (see below) for further information.

- **Customer Service Centre**

If you have any questions regarding this publication or need further assistance, please contact the Customer Service Centre:

Email: custserv@iec.ch
Tel: +41 22 919 02 11
Fax: +41 22 919 03 00

INTERNATIONAL STANDARD

IEC 62375

First edition
2004-02

Video systems (625/50 progressive) – Video and accompanied data using the vertical blanking interval – Analogue interface

© IEC 2004 — Copyright - all rights reserved

No part of this publication may be reproduced or utilized in any form or by any means, electronic or mechanical, including photocopying and microfilm, without permission in writing from the publisher.

International Electrotechnical Commission, 3, rue de Varembé, PO Box 131, CH-1211 Geneva 20, Switzerland
Telephone: +41 22 919 02 11 Telefax: +41 22 919 03 00 E-mail: inmail@iec.ch Web: www.iec.ch



Commission Electrotechnique Internationale
International Electrotechnical Commission
Международная Электротехническая Комиссия

PRICE CODE

P

For price, see current catalogue

CONTENTS

| | |
|--|----|
| FOREWORD..... | 3 |
| 1 Scope..... | 5 |
| 2 Normative references | 5 |
| 3 Terms, definitions, symbols and abbreviated terms..... | 5 |
| 3.1 Terms and definitions | 5 |
| 3.2 Symbols and abbreviated terms..... | 5 |
| 4 Defined signal | 6 |
| 5 Construction of identification signal | 6 |
| 5.1 Position | 6 |
| 5.2 Clock frequency | 6 |
| 5.3 Signal amplitude..... | 7 |
| 5.4 Modulation coding | 7 |
| 5.5 Preamble..... | 7 |
| 5.6 Data bits..... | 7 |
| 6 Information content of data bits | 9 |
| 6.1 Data group 1, Aspect ratio..... | 9 |
| 6.2 Data group 2, Reserved | 10 |
| 6.3 Data group 3, Subtitles | 10 |
| 6.4 Data group 4, Surround sound and CGMS-A | 11 |
| Annex A (informative) Rules of operation..... | 12 |
| Annex B (informative) Recommendation | 13 |
| Annex C (informative) Guideline | 14 |
| Bibliography..... | 15 |

INTERNATIONAL ELECTROTECHNICAL COMMISSION

**VIDEO SYSTEMS (625/50 PROGRESSIVE) –
VIDEO AND ACCOMPANIED DATA USING THE VERTICAL
BLANKING INTERVAL – ANALOGUE INTERFACE**

FOREWORD

- 1) The International Electrotechnical Commission (IEC) is a worldwide organization for standardization comprising all national electrotechnical committees (IEC National Committees). The object of IEC is to promote international co-operation on all questions concerning standardization in the electrical and electronic fields. To this end and in addition to other activities, IEC publishes International Standards, Technical Specifications, Technical Reports, Publicly Available Specifications (PAS) and Guides (hereafter referred to as "IEC Publication(s)"). Their preparation is entrusted to technical committees; any IEC National Committee interested in the subject dealt with may participate in this preparatory work. International, governmental and non-governmental organizations liaising with the IEC also participate in this preparation. IEC collaborates closely with the International Organization for Standardization (ISO) in accordance with conditions determined by agreement between the two organizations.
- 2) The formal decisions or agreements of IEC on technical matters express, as nearly as possible, an international consensus of opinion on the relevant subjects since each technical committee has representation from all interested IEC National Committees.
- 3) IEC Publications have the form of recommendations for international use and are accepted by IEC National Committees in that sense. While all reasonable efforts are made to ensure that the technical content of IEC Publications is accurate, IEC cannot be held responsible for the way in which they are used or for any misinterpretation by any end user.
- 4) In order to promote international uniformity, IEC National Committees undertake to apply IEC Publications transparently to the maximum extent possible in their national and regional publications. Any divergence between any IEC Publication and the corresponding national or regional publication shall be clearly indicated in the latter.
- 5) IEC provides no marking procedure to indicate its approval and cannot be rendered responsible for any equipment declared to be in conformity with an IEC Publication.
- 6) All users should ensure that they have the latest edition of this publication.
- 7) No liability shall attach to IEC or its directors, employees, servants or agents including individual experts and members of its technical committees and IEC National Committees for any personal injury, property damage or other damage of any nature whatsoever, whether direct or indirect, or for costs (including legal fees) and expenses arising out of the publication, use of, or reliance upon, this IEC Publication or any other IEC Publications.
- 8) Attention is drawn to the Normative references cited in this publication. Use of the referenced publications is indispensable for the correct application of this publication.

The International Electrotechnical Commission (IEC) draws attention to the fact that it is claimed that compliance with this document may involve the use of patents.

The IEC takes no position concerning the evidence, validity and scope of this patent right.

The holder of this patent right has assured the IEC that he/she is willing to negotiate licences under reasonable and non-discriminatory terms and conditions with applicants throughout the world. In this respect, the statement of the holder of this patent right is registered with IEC. Information may be obtained from:

Sony Corporation

6-7-35 Kita-shinagawa, Shinagawa-ku, 141-0001 Tokyo, Japan

Attention is drawn to the possibility that some of the elements of this document may be the subject of patent rights other than those identified above. The IEC shall not be held responsible for identifying any or all such patent rights.

International Standard IEC 62375 has been prepared by IEC technical committee 100: Audio, video and multimedia systems and equipment.

The text of this standard is based on the following documents:

| CDV | Report on voting |
|-------------|------------------|
| 100/689/CDV | 100/754/RVC |

Full information on the voting for the approval of this standard can be found in the report on voting indicated in the above table.

This publication has been drafted in accordance with the ISO/IEC Directives, Part 2.

The committee has decided that the contents of this publication will remain unchanged until 2006. At this date, the publication will be

- reconfirmed;
- withdrawn;
- replaced by a revised edition, or
- amended.

A bilingual version of this standard may be issued at a later date.

VIDEO SYSTEMS (625/50 PROGRESSIVE) – VIDEO AND ACCOMPANIED DATA USING THE VERTICAL BLANKING INTERVAL – ANALOGUE INTERFACE

1 Scope

This International Standard specifies the method of transfer of aspect ratio information code, copy control information code and other codes in the vertical blanking interval of the luminance signal.

This International Standard is applicable to the transfer of video related information with the video signal through the baseband analogue signal of 625-line/50-frame progressive scan video system between digital and analogue video equipments.

2 Normative references

The following referenced documents are indispensable for the application of this document. For dated references, only the edition cited applies. For undated references, the latest edition of the referenced document (including any amendments) applies.

ITU-R BT.1358: *Studio parameters of 625 and 525 line progressive scan television systems*

3 Terms, definitions, symbols and abbreviated terms

3.1 Terms and definitions

For the purposes of this document, the following terms and definitions apply.

3.1.1

letterbox

picture display format to display a picture with an aspect ratio greater than the screen, in such a way that empty (black) lines are added to conform to the screen

3.1.2

full format

picture display format with full screen size conforming to its scanning format

3.1.3

CGMS-A

copy generation management system on analogue video interface, for use in digital video recorders and digital video equipments

3.2 Symbols and abbreviated terms

| | |
|-------|-----------------------|
| 0_h | falling sync edge |
| a | aspect ratio |
| F_S | clock frequency |
| LSB | Least Significant Bit |
| MSB | Most Significant Bit |
| NRZ | Non-Return-to-Zero |
| T_d | data bit period |
| T_s | sampling period |

4 Defined signal

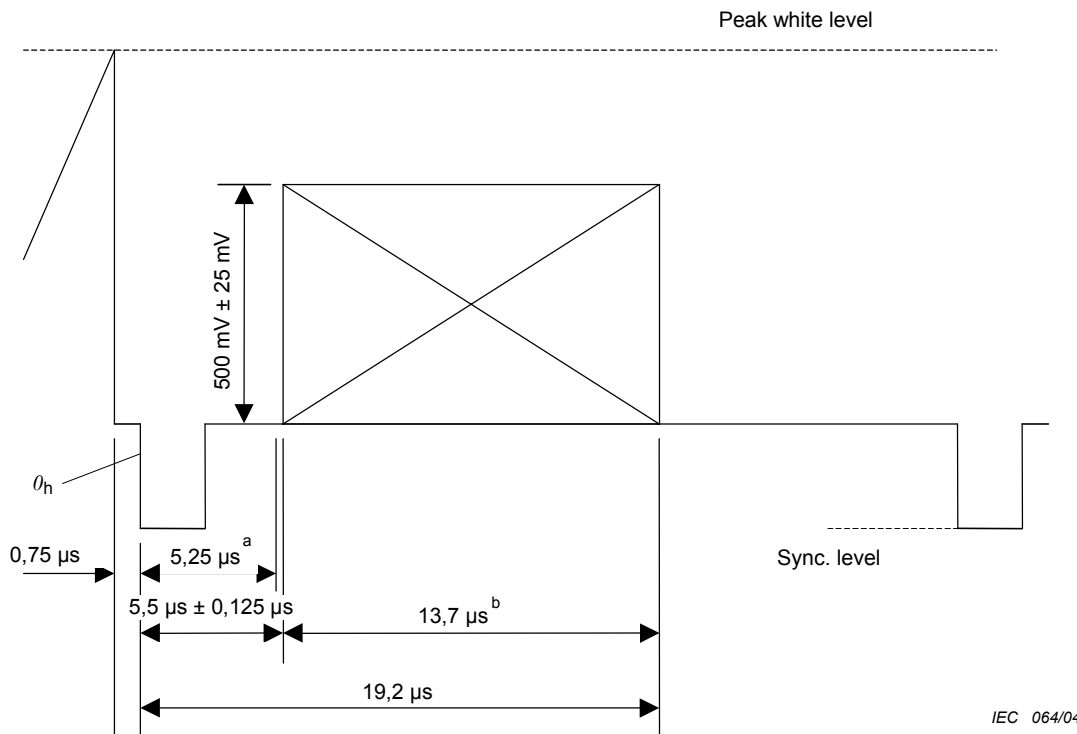
The signal defined in this standard is defined for use with systems complying with ITU-R BT.1358.

5 Construction of identification signal

5.1 Position

The identification signal bits shall be transmitted as a data burst in the first part of line 43.

The position of the beginning of the bits shall be $5,5 \mu\text{s} \pm 0,125 \mu\text{s}$ from 0_h of the horizontal sync, as indicated in Figure 1. This figure is intended to illustrate the position of the signalling bits in line 43. In each frame, line 43 shall be occupied with this identification signal.



Key

a: Period from sync to the start point of the video effective area.

b: For optimum decoder performance, it is recommended that this period be free from other signals.

Figure 1 – Position of identification signal bits in line 43

5.2 Clock frequency

The clock frequency shall be: $F_s = 10 \text{ MHz} \pm 1 \text{ kHz}$

The sampling period shall be: $T_s = 100 \text{ ns}$

5.3 Signal amplitude

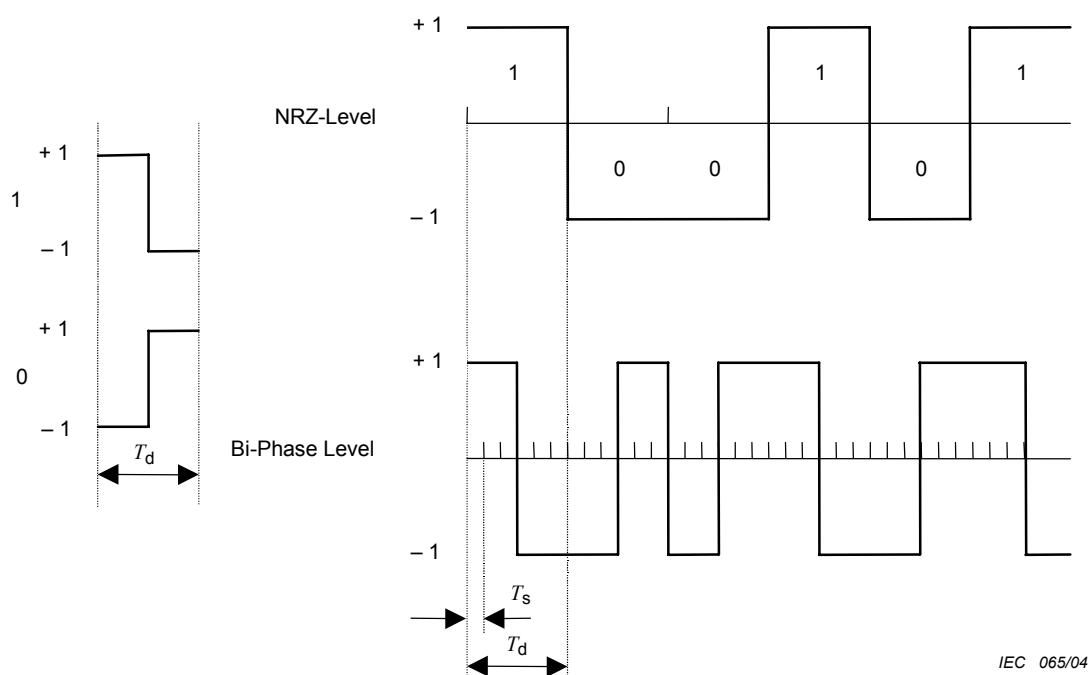
The signal amplitude with respect to maximum video signal amplitude of 700 mV shall be:

$$500 \text{ mV} \pm 25 \text{ mV}$$

5.4 Modulation coding

Bi-phase coding shall be used in accordance with Figure 2.

Duration of one data bit: T_d



IEC 065/04

Figure 2 – Example of bi-phase-L coding

The data bits shall be inserted in bi-phase-L, in which one data bit period equals 2×3 clock periods, whereby

$$T_d = 6 T_s$$

5.5 Preamble

The preamble contains a run-in and a start code. The preamble shall be in accordance with Table 1.

5.6 Data bits

There shall be 14 bits in total. 1 out of these 14 bits shall be allocated to the error detection code. There shall be 13 data-bits available for transmission of information.

Table 1 – Identification signal bits transmission scheme

| Identification signal bits transmission | | | | | |
|--|---|--|--|--|---|
| Insertion: line 43 | | Coding: Bi-phase modulation coding | | Clock: 10 MHz ($T_s = 100$ ns) | |
| Run-in | Start code | Group 1 aspect ratio | Group 2 reserved | Group 3 subtitles | Group 4 others |
| 29 elements based on 10 MHz | 24 elements based on 10 MHz | 24 elements based on 10 MHz | 24 elements based on 10 MHz | 18 elements based on 10 MHz | 18 elements based on 10 MHz |
| | | bit numbering 0 1 2 3 LSB MSB per info bit (note) "0" = 000 111 "1" = 111 000 | bit numbering 4 5 6 7 LSB MSB per info bit (note) "0" = 000 111 "1" = 111 000 | bit numbering 8 9 10 LSB MSB per info bit (note) "0" = 000 111 "1" = 111 000 | bit numbering 11 12 13 LSB MSB per info bit (note) "0" = 000 111 "1" = 111 000 |
| MSB transmitted first | MSB transmitted first | LSB transmitted first | LSB transmitted first | LSB transmitted first | LSB transmitted first |
| 0 × 1F1C 71C7 1 1111 0001 1100 0111 0001 1100 0111 MSB LSB | 0 × 1E 3C1F 0001 1110 0011 1100 0001 1111 MSB LSB | 0123 bit number 0001 full format 4:3 1000 box 14:9 centre 0100 box 14:9 top 1101 box 16:9 centre 0010 box 16:9 top 1011 box > 16:9 centre 0111 full format 4:3 (shoot and protect 14:9 centre) 1110 full format 16:9 (anamorphic) b ₃ = odd parity bit | b ₄ = reserved set to "0" b ₅ = reserved set to "0" b ₆ = reserved set to "0" b ₇ = reserved set to "0" | b ₈ = reserved set to "0" 9 10 bit number 0 0 no open subtitles 1 0 subtitles in active image area 0 1 subtitles out of active image area 1 1 reserved | 11 bit number 0 no surround sound information 1 surround sound mode 12 bit number 0 no copyright asserted or status unknown 1 copy right asserted 13 bit number 0 copying not restricted 1 copying restricted |
| NOTE One information bit consists of 6 elements based on 10 MHz clock. $T_d = 6T_s$ (see 3.2 and 5.4). | | | | | |

6 Information content of data bits

The 13 data bits shall be grouped in 4 groups in accordance with Table 1.

Group 1 shall contain 4 bits in which the first 3 bits carry data and the last bit shall denote the odd parity bit over the first three data bits. Group 2 shall contain 4 data bits, Group 3 shall contain 3 data bits and Group 4 shall contain 3 data bits.

The data bits shall be labelled b_0 up to and including b_2 combined with b_4 up to and including b_{13} . b_3 shall be the odd parity bit as shown in Table 1 and 2. The index also indicates the order of transmission: b_0 shall be the first transmitted bit.

6.1 Data group 1, Aspect ratio

b_0, b_1, b_2 : shall denote the aspect ratio label, the letterbox format and position according to Table 2.

b_3 : shall denote the odd parity of b_0, b_1, b_2, b_3 according to Table 2.

Table 2 – Aspect ratio label, letterbox and position code

| $b_0b_1b_2$ | b_3 | Aspect ratio label | Full format or letterbox | Position | No. of active lines (Note 1) |
|-------------|-------|--------------------|--------------------------|----------------|------------------------------|
| 0 0 0 | 1 | 4:3 | full format | not applicable | 576 |
| 1 0 0 | 0 | 14:9 | letterbox | centre | 504 |
| 0 1 0 | 0 | 14:9 | letterbox | top | 504 |
| 1 1 0 | 1 | 16:9 | letterbox | centre | 430 |
| 0 0 1 | 0 | 16:9 | letterbox | top | 430 |
| 1 0 1 | 1 | > 16:9 | letterbox | centre | not defined |
| 0 1 1 | 1 | 14:9 | full format (Note 2) | centre | 576 |
| 1 1 1 | 0 | 16:9 | full format (anamorphic) | not applicable | 576 |

NOTE 1 The number of active lines is only an indication for the exact aspect ratio $a = 1,33$, $a = 1,57$ and $a = 1,78$.

NOTE 2 The actual transmitted aspect ratio is 4:3, but a 14:9 centre window should contain all the relevant picture content to encourage a wide screen display on a 16:9 television set.

The aspect ratio label indicates a range of possible aspect ratios. All aspect ratios falling in these ranges shall be labelled by the same code. Table 3 indicates the aspect ratio ranges.

Table 3 – Aspect ratio ranges

| Aspect ratio label | Aspect ratio range | Active lines |
|--------------------|----------------------|--------------|
| 4:3 | $a \leq 1,46$ | 527 to 576 |
| 14:9 | $1,46 < a \leq 1,66$ | 463 to 526 |
| 16:9 | $1,66 < a \leq 1,90$ | 405 to 462 |
| > 16:9 | $a > 1,90$ | < 405 |

6.2 Data group 2, reserved

b₄, b₅, b₆, b₇: reserved, set to "0."

6.3 Data group 3, subtitles

6.3.1 Reserved

b₈: reserved, set to "0."

6.3.2 Subtitling mode

b₉, b₁₀: shall denote the mode of subtitling in accordance with Table 4.

Table 4 – Subtitling mode

| b ₉ b ₁₀ | subtitles in/out of active image area |
|--------------------------------|---------------------------------------|
| 0 0 | no open subtitles |
| 1 0 | subtitles in active image area |
| 0 1 | subtitles out of active image area |
| 1 1 | reserved |

NOTE The "out of active image area" subtitling, which extends into the active image area shall be treated as "out of active image area".

Figure 3 indicates the meaning of the terms "in active image area" and "out of active image area."

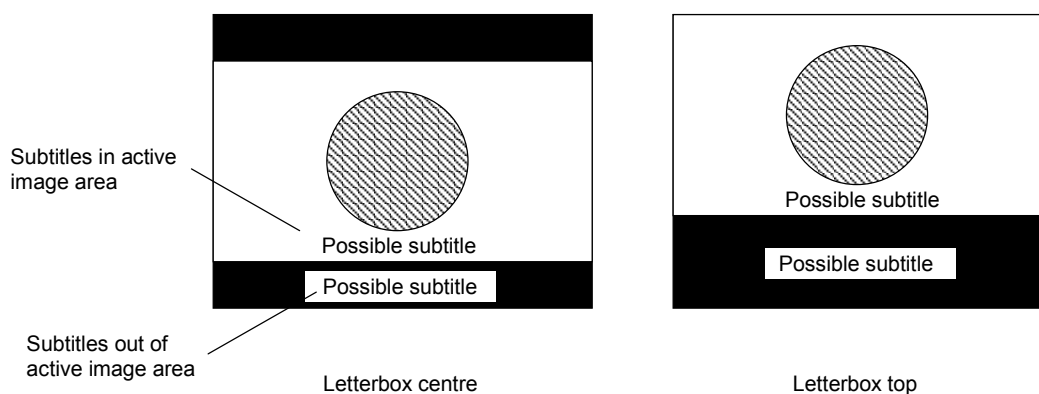


Figure 3 – Examples of letter box signals with subtitling

6.4 Data group 4, surround sound and CGMS-A

6.4.1 Surround sound bit

b_{11} : shall denote the surround sound bit in accordance with Table 5.

Table 5 – Surround sound bit

| b_{11} | Surround sound bit |
|----------|-------------------------------|
| 0 | no surround sound information |
| 1 | surround sound mode |

6.4.2 CGMS-A information

b_{12} , b_{13} : shall denote the CGMS-A information bit in accordance with Table 6.

Table 6 – CGMS-A information

| b_{12} | Copyright bit |
|----------|---|
| 0 | no copyright asserted or status unknown |
| 1 | copyright asserted |
| b_{13} | generation bit |
| 0 | copying not restricted |
| 1 | copying restricted |

Annex A (informative)

Rules of operation

A.1 Receiver display formats

To ensure automatic selection of the most appropriate display mode, the receiver with a 16:9 display should comply with the minimum requirements given in Table A.1.

Table A.1 – Aspect ratio minimum requirements

| $b_0b_1b_2$ | Aspect ratio label | Minimum requirements |
|-------------|--------------------|----------------------|
| 0 0 0 | 4:3 | case 1 |
| 1 0 0 | 14:9 | case 2 |
| 0 1 0 | 14:9 | case 2 |
| 1 1 0 | 16:9 | case 3 |
| 0 0 1 | 16:9 | case 3 |
| 1 0 1 | > 16:9 | case 4 |

- Case 1: 4:3 Full format: The 4:3 aspect ratio picture should be displayed centred with black bars at the left and right hand side of the display.
- Case 2: Letterbox signalled as 14:9: the 14:9 aspect ratio picture should be displayed using one of the following two methods:
- a) the 14:9 aspect ratio picture should be displayed centred with small bars at the left and right hand sides of the display;
 - b) the 14:9 picture may be displayed filling the full width of the visible screen by incorporating a small horizontal geometrical error, typically 8 %.
- Case 3: Letterbox signalled as 16:9: the 16:9 aspect ratio picture should be displayed using the full width of the screen.
- Case 4: Letterbox signalled as > 16:9: the > 16:9 aspect ratio picture should be displayed using one of the following two methods:
- a) as under case 3;
 - b) the > 16:9 picture may be displayed using the full height of the screen, by further zooming in.

It should be noted that the viewer should be free to override the automatically selected display condition.

The speed of the automatic change of aspect ratio is limited mainly by the response time of the deflection circuit.

A.2 Procedure in absence of identification signal

In the absence of signalling bits, the receiver should go to its default mode.

Annex B
(informative)

**Recommendation - Response time on a change in the received
identification signal**

The maximum response time on a change in the received status bits signalling information is recommended to be: 120 ms.

Annex C
(informative)

Guideline - CGMS-A information

The setting of data bit b_{13} to "0" does not mean that there are no constraints on the use of the programme material if copied (as is the case in the absence of signalling bits).
[$b_{12}b_{13}$] = [00] is identical to the absence of signalling bits (see Clause A.2).

Bibliography

ETSI EN 300 294: Television systems - *625-line television Wide Screen Signalling (WSS)*



Standards Survey

The IEC would like to offer you the best quality standards possible. To make sure that we continue to meet your needs, your feedback is essential. Would you please take a minute to answer the questions overleaf and fax them to us at +41 22 919 03 00 or mail them to the address below. Thank you!

Customer Service Centre (CSC)

International Electrotechnical Commission

3, rue de Varembé
1211 Genève 20
Switzerland

or

Fax to: **IEC/CSC** at +41 22 919 03 00

Thank you for your contribution to the standards-making process.

A Prioritaire

Nicht frankieren
Ne pas affranchir



Non affrancare
No stamp required

RÉPONSE PAYÉE

SUISSE

Customer Service Centre (CSC)
International Electrotechnical Commission
3, rue de Varembé
1211 GENEVA 20
Switzerland



Q1 Please report on **ONE STANDARD** and **ONE STANDARD ONLY**. Enter the exact number of the standard: (e.g. 60601-1-1)

.....

Q2 Please tell us in what capacity(ies) you bought the standard (tick all that apply). I am the/a:

- purchasing agent
- librarian
- researcher
- design engineer
- safety engineer
- testing engineer
- marketing specialist
- other.....

Q3 I work for/in/as a: (tick all that apply)

- manufacturing
- consultant
- government
- test/certification facility
- public utility
- education
- military
- other.....

Q4 This standard will be used for: (tick all that apply)

- general reference
- product research
- product design/development
- specifications
- tenders
- quality assessment
- certification
- technical documentation
- thesis
- manufacturing
- other.....

Q5 This standard meets my needs: (tick one)

- not at all
- nearly
- fairly well
- exactly

Q6 If you ticked NOT AT ALL in Question 5 the reason is: (tick all that apply)

- standard is out of date
- standard is incomplete
- standard is too academic
- standard is too superficial
- title is misleading
- I made the wrong choice
- other

Q7 Please assess the standard in the following categories, using the numbers:

- (1) unacceptable,
- (2) below average,
- (3) average,
- (4) above average,
- (5) exceptional,
- (6) not applicable

- timeliness.....
- quality of writing.....
- technical contents.....
- logic of arrangement of contents
- tables, charts, graphs, figures.....
- other

Q8 I read/use the: (tick one)

- French text only
- English text only
- both English and French texts

Q9 Please share any comment on any aspect of the IEC that you would like us to know:

.....



1

ISBN 2-8318-7426-2



9 782831 874265

ICS 33.160.40

Typeset and printed by the IEC Central Office
GENEVA, SWITZERLAND